



REHAU[®]

Unlimited Polymer Solutions



REHAU ACRYL II

COLOUR CHART



REHAU ACRYL II

COLOUR CHART

Colouring PVC-U window and door systems no longer presents a problem with REHAU's innovative colour coating system Acryl II.

With over 150 different colours available to the specifier, PVC-U products can be coated to blend beautifully with the design of any building. Acryl II is colour fast, weather and scratch-resistant. Originally developed by REHAU's Automotive Division, Acryl II has already proved its durability on the bumpers of prestige cars such as Mercedes, BMW and Jaguar.

The system allows for optimum versatility and creative use of colour. For example, the frame and the sash or the inside and the outside can be finished in two different colours. Alternatively, sills or beading can be finished to contrast with the frame. Due to the flexibility of the system it is suitable for both small and large-scale installations.

Coating with Acryl II involves tightly controlled preparation, application of the cross-linking polyurethane acrylic by wet spray and then air curing. As a two-part acrylic coating process, it can be applied to both ready-fabricated window frames and doors or bar length window and door profile. Acryl II coating does not affect the impact resistance of the PVC-U.

Like all REHAU products, Acryl II is of the highest quality, providing the perfect finish to any building.

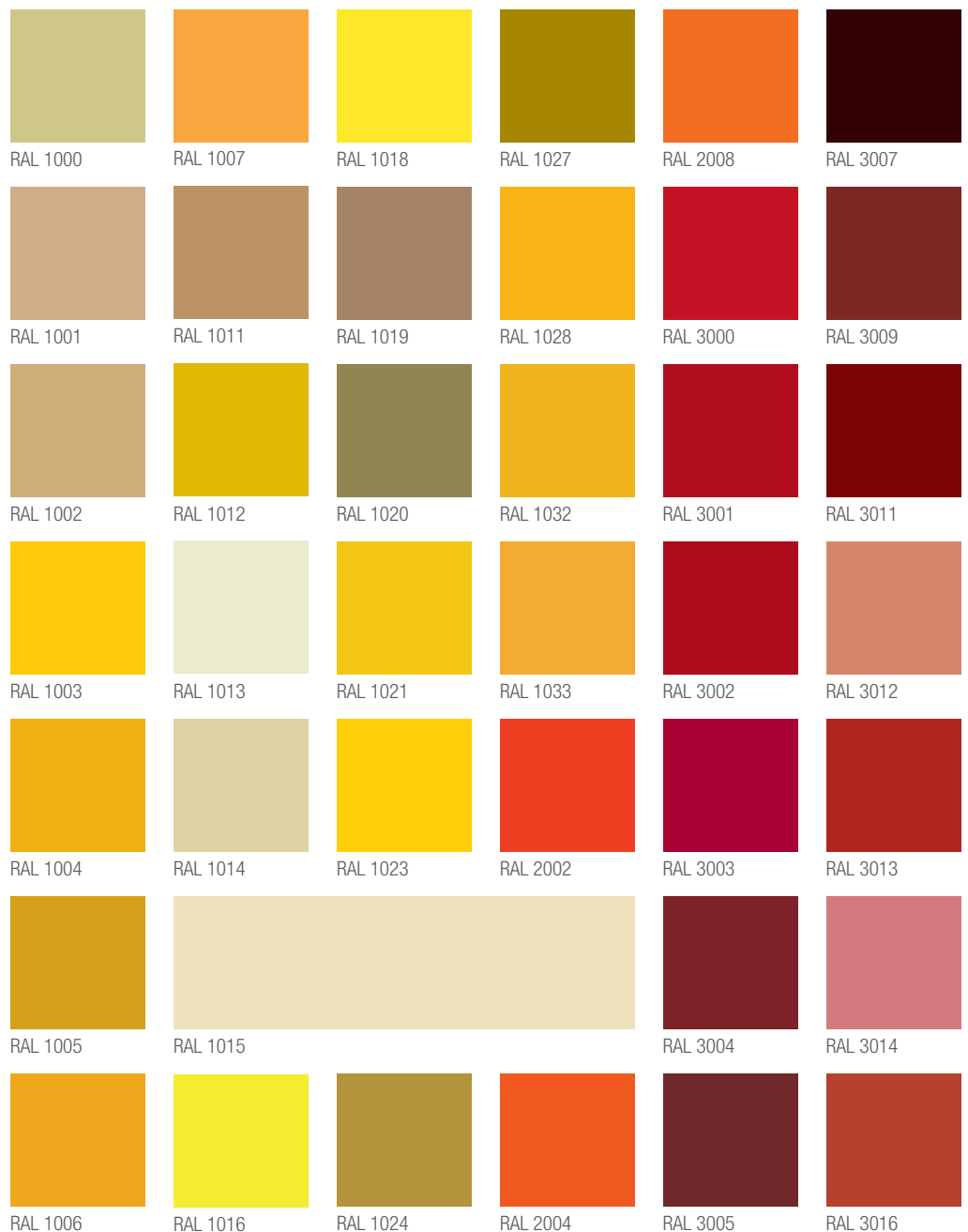
REHAU ACRYL II

COLOUR CHART

REHAU offers a full colour palette so that we are able to offer finishes that perfectly complement each unique commercial and domestic environment. With such a wide range of colours to hand, every product and finish you choose can be tailored to your design requirement.

Your guide to our full palette of Acryl II colours is below to make choosing the perfect finish to your REHAU solution even easier. Should you require any help with making your final choice, the sales team will always be delighted to assist you.

Please note: The large swatches represent a palette of the most popular colours requested and are shown as a guide only.





RAL 3020



RAL 5007



RAL 5015



RAL 5024



RAL 6006



RAL 6015



RAL 6025



RAL 7000



RAL 4004



RAL 5008



RAL 5017



RAL 6000




RAL 6007



RAL 6016



RAL 6026



RAL 7001



RAL 4005



RAL 5009



RAL 5018



RAL 6001



RAL 6008



RAL 6017



RAL 6027



RAL 7002



RAL 4007



RAL 5010



RAL 5019



RAL 6002



RAL 6009



RAL 6018



RAL 6028



RAL 7003



RAL 5000



RAL 5011



RAL 5020



RAL 6003




RAL 6010



RAL 6019



RAL 6029



RAL 7004



RAL 5001



RAL 5012



RAL 5021



RAL 6004



RAL 6011



RAL 6020



RAL 6032



RAL 7005



RAL 5002



RAL 5013



RAL 5022



RAL 6005



RAL 6012



RAL 6021



RAL 5003



RAL 6013



RAL 6022



RAL 6033



RAL 7006



RAL 5005



RAL 5014



RAL 5023



RAL 6014



RAL 6024



RAL 6034



RAL 7008

					
RAL 7009	RAL 7023	RAL 7034	RAL 8001	RAL 8014	RAL 9002
					
RAL 7010	RAL 7024	RAL 7035	RAL 8002	RAL 8015	RAL 9005
					
RAL 7011	RAL 7026	RAL 7036	RAL 8003	RAL 8016	RAL 9006*
					
RAL 7012	RAL 7030	RAL 7037	RAL 8004	RAL 8017	RAL 9007*
					
RAL 7013	RAL 7031	RAL 7038	RAL 8007	RAL 8023	RAL 9010
					
RAL 7015	RAL 7032	RAL 7039	RAL 8008	RAL 8024	RAL 9016
					
RAL 7016	RAL 7042	RAL 8011	RAL 8025	RAL 9018	
					
RAL 7022	RAL 7033	RAL 8000	RAL 8012	RAL 9001	RAL 9018

WARNING

Although every effort has been made to reproduce colours accurately in this chart, the printing process does affect the colour authenticity. For an exact representation please refer to REHAU Area Sales Managers, who have been issued with official RAL Colour Charts.

**Metallic finish.
Please refer to RAL Colour Chart for exact match.*

RAL COLOUR CODES AND REFERENCES

INSTALLATIONS

Available in a range of RAL colours, Acryl II provides true flexibility of use. One-off coloured items are not a problem and with Acryl II the frame and the sash, or the inside and the outside, can be finished in two different colours.

The finish is durable, colour fast and weather resistant. Coating with Acryl II involves tightly controlled preparation, application of the cross-linking polyurethane acrylic by wet spray and then air curing. Acryl II coating does not affect the impact resistance of the PVC-U.

Like all REHAU products, Acryl II is of the highest quality, providing the perfect finish to any building.

**Metallic finish.*

Please refer to RAL Colour Chart for exact match.

Please note that, due to technical limitations, the colours reproduced in this colour chart may not be an exact representation. Please refer to a RAL Colour Chart for an exact match.

Colours and associated data from RAL are obtained by permission of RAL, Bornheimerstrasse 180, 5300 Bonn 1, West Germany from whom copies of the standard may be obtained.

RAL 1000	Green beige	RAL 5009	Azure blue	RAL 7004	Signal grey
RAL 1001	Beige	RAL 5010	Gentian blue	RAL 7005	Mouse grey
RAL 1002	Sand yellow	RAL 5011	Steel blue	RAL 7006	Beige grey
RAL 1003	Signal yellow	RAL 5012	Light blue	RAL 7008	Khaki grey
RAL 1004	Golden yellow	RAL 5013	Cobalt blue	RAL 7009	Green grey
RAL 1005	Honey yellow	RAL 5014	Pigeon blue	RAL 7010	Taraulin grey
RAL 1006	Maize yellow	RAL 5015	Sky blue	RAL 7011	Iron grey
RAL 1007	Daffodil yellow	RAL 5017	Traffic blue	RAL 7012	Basalt grey
RAL 1011	Brown beige	RAL 5018	Turquoise blue	RAL 7013	Brown grey
RAL 1012	Lemon yellow	RAL 5019	Capri blue	RAL 7015	Slate grey
RAL 1013	Oyster white	RAL 5020	Ocean blue	RAL 7016	Anthracite grey
RAL 1014	Ivory	RAL 5021	Water blue	RAL 7022	Umber grey
RAL 1015	Light ivory	RAL 5022	Night blue	RAL 7023	Concrete grey
RAL 1016	Sulphur yellow	RAL 5023	Distant blue	RAL 7024	Graphite grey
RAL 1018	Zinc yellow	RAL 5024	Pastel blue	RAL 7026	Granite grey
RAL 1019	Grey beige	RAL 6000	Patina green	RAL 7030	Stone grey
RAL 1020	Olive yellow	RAL 6001	Emerald green	RAL 7031	Blue grey
RAL 1021	Rape yellow	RAL 6002	Leaf green	RAL 7032	Pebble grey
RAL 1023	Traffic yellow	RAL 6003	Olive green	RAL 7033	Cement grey
RAL 1024	Ochre yellow	RAL 6004	Blue Green	RAL 7034	Yellow grey
RAL 1027	Curry	RAL 6005	Moss green	RAL 7035	Light grey
RAL 1028	Melon yellow	RAL 6006	Grey olive	RAL 7036	Platinum grey
RAL 1032	Broom yellow	RAL 6007	Bottle green	RAL 7037	Dusty grey
RAL 1033	Dahlia yellow	RAL 6008	Brown green	RAL 7038	Agate grey
RAL 2002	Vermilion	RAL 6009	Fir green	RAL 7039	Quartz grey
RAL 2004	Pure orange	RAL 6010	Grass green	RAL 7042	Traffic grey A
RAL 2008	Bright red orange	RAL 6011	Reseda green	RAL 7044	Silk grey
RAL 3000	Flame red	RAL 6012	Black green	RAL 8000	Green brown
RAL 3001	Signal red	RAL 6013	Reed green	RAL 8001	Ochre brown
RAL 3002	Carmine red	RAL 6014	Yellow olive	RAL 8002	Signal brown
RAL 3003	Ruby red	RAL 6015	Black olive	RAL 8003	Clay brown
RAL 3004	Purple red	RAL 6016	Turquoise green	RAL 8004	Copper brown
RAL 3005	Wine red	RAL 6017	May green	RAL 8007	Fawn brown
RAL 3007	Black red	RAL 6018	Yellow green	RAL 8008	Olive brown
RAL 3009	Oxide red	RAL 6019	Pastel green	RAL 8011	Nut brown
RAL 3011	Brown red	RAL 6020	Chrome green	RAL 8012	Red brown
RAL 3012	Beige red	RAL 6021	Pale green	RAL 8014	Sepia brown
RAL 3013	Tomato red	RAL 6022	Olive drab	RAL 8015	Chestnut brown
RAL 3014	Antique pink	RAL 6024	Traffic green	RAL 8016	Mahogany brown
RAL 3016	Coral red	RAL 6025	Fern Green	RAL 8017	Chocolate brown
RAL 3020	Traffic red	RAL 6026	Opal green	RAL 8023	Orange brown
RAL 4004	Claret violet	RAL 6027	Light green	RAL 8024	Beige brown
RAL 4005	Blue lilac	RAL 6028	Pine green	RAL 8025	Pale brown
RAL 4007	Purple violet	RAL 6029	Mint green	RAL 9001	Cream
RAL 5000	Violet blue	RAL 6032	Signal green	RAL 9002	Grey white
RAL 5001	Green blue	RAL 6033	Mint turquoise	RAL 9005	Jet black
RAL 5002	Ultramarine blue	RAL 6034	Pastel turquoise	RAL 9006	White aluminium*
RAL 5003	Sapphire blue	RAL 7000	Squirrel grey	RAL 9007	Grey aluminium*
RAL 5005	Signal blue	RAL 7001	Silver grey	RAL 9010	Pure white
RAL 5007	Brilliant blue	RAL 7002	Olive grey	RAL 9016	Traffic white
RAL 5008	Grey blue	RAL 7003	Moss grey	RAL 9018	Papyrus white



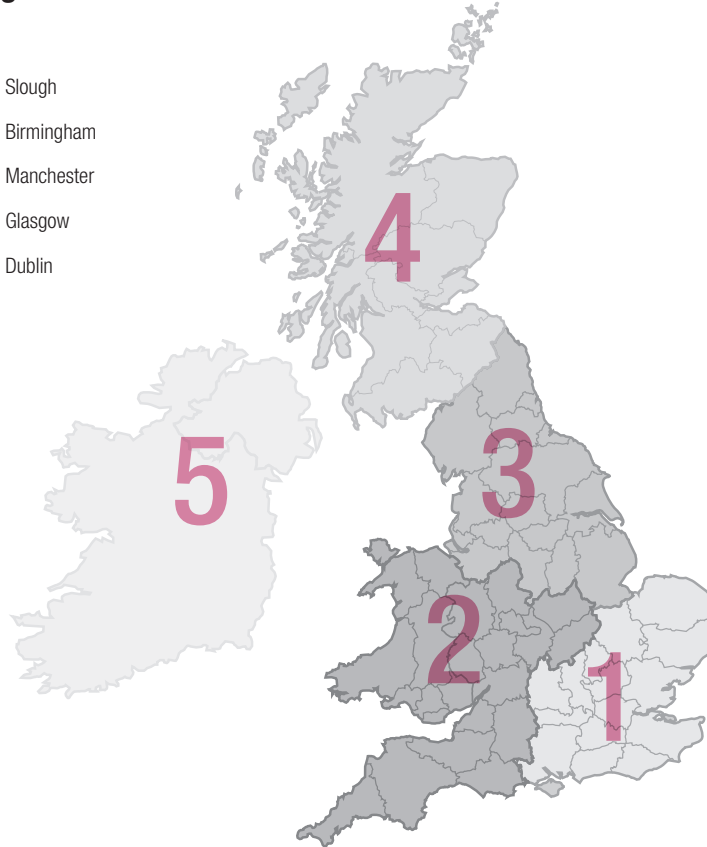
REHAU ACRYL II

INSTALLATIONS



Regional Sales Offices

- 1** Slough
- 2** Birmingham
- 3** Manchester
- 4** Glasgow
- 5** Dublin



Our verbal and written application engineering advice is based upon experience and the best of our knowledge. However it is to be regarded as non-binding information. Working conditions and use under conditions for which the product was not intended and over which we have no influence exclude any claim resulting from our information. We recommend that a suitable check is made as to whether the REHAU product is suitable for the envisaged purpose. Application, use and processing of the products is carried out beyond the scope of our control and are therefore carried out exclusively at your own responsibility. If liability should still apply, then this is restricted, in the case of all damage, the value of the goods supplied by us and used by you.

Our warranty applies to the consistent quality of our products as per our specification and in accordance with our general terms and conditions of delivery and payment. This document is protected by copyright. All rights based on this are reserved. No part of this publication may be translated, reproduced or transmitted in any form or by any similar means, electronic or mechanical, photocopying, recording or otherwise, or stored in a data retrieval system.

UK & IRELAND SALES OFFICES

For all large commercial projects, please contact our London Office

London	Slough	Birmingham	Manchester	Glasgow	Dublin
REHAU Ltd	Units 5 J & K	Tameside Drive	Brinell Drive	Phoenix House	9 St. Johns Court
The Building Centre	Langley Business Centre	Holford Way	Irlam	Phoenix Crescent	Business Park
26 Store Street	Station Road	Witton	Manchester	Strathclyde Business Park	Swords Road
London	Langley	Birmingham	M44 5BL	Bellshill, North Lanarkshire	Santry
WC1E 7BT	Slough SL3 8DS	B6 7AY		ML4 3NJ	Dublin 9
Tel: (0207) 580 6155	Tel: (01753) 588500	Tel: (0121) 344 2300	Tel: (0161) 777 7400	Tel: (01698) 503700	Tel: 00353 (0)1 8165020
Fax: (0207) 307 8595	Fax: (01753) 588501	Fax: (0121) 344 2301	Fax: (0161) 777 7401	Fax: (01698) 503701	Fax: 00353 (0)1 8165021